

# Var är dynamiken?

Claes-Fredrik Helgesson  
Tema Teknik och social förändring  
Linköpings universitet

**Finns det  
ett attityd-  
problem?**



# Vilseledande föreställningar om...

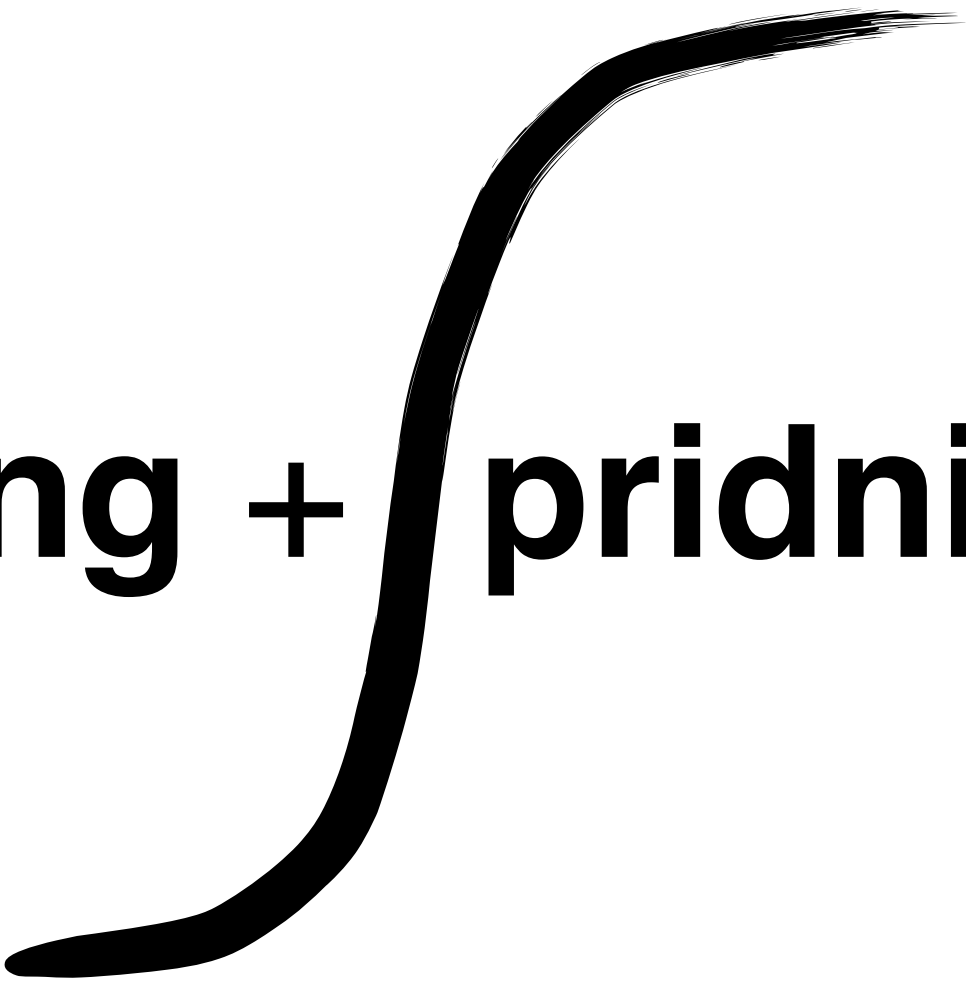
... innovation

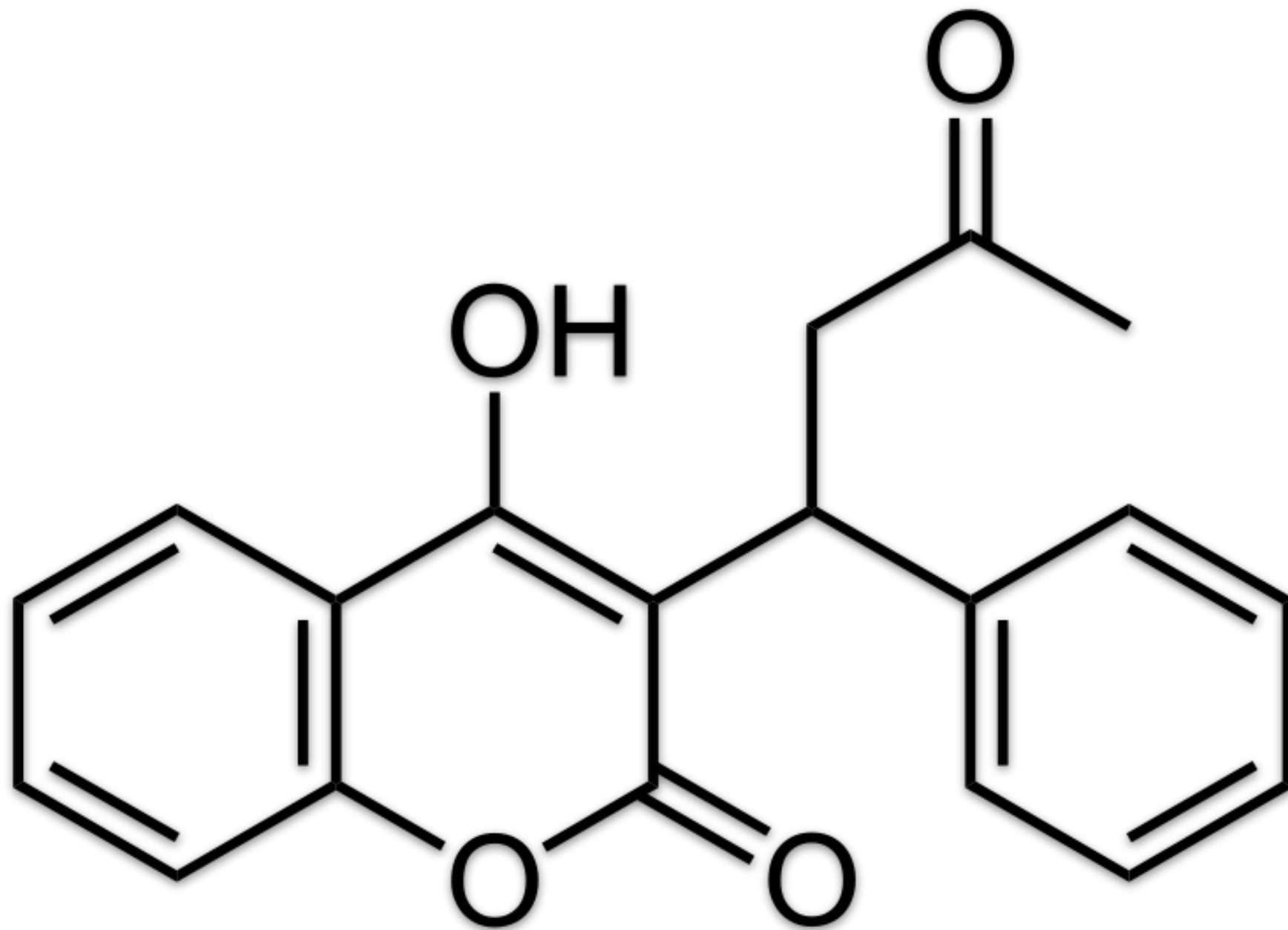
... värden



# Innovation $\neq$



**U**tveckling +  **pridning**



Rare side is thought to be  
This gene and its location  
up on patient records of the  
the taking.

At and has the 8 than it seems  
equal to the frequency of the  
about this side appeared in  
only related to Jordan hospital  
on close inspection we found that  
the last side go twice

Start the and before and the  
found that the report is correct  
to be made every age 84.

to be made every age 84.

Rare side is thought to be  
This gene and its location  
up on patient records of the  
the taking.

At and has the 8 than it seems  
equal to the frequency of the  
about this side appeared in  
only related to Jordan hospital  
on close inspection we found that  
the last side go twice

Start the and before and the  
found that the report is correct  
to be made every age 84.

to be made every age 84.

Rare side is thought to be  
This gene and its location  
up on patient records of the  
the taking.

At and has the 8 than it seems  
equal to the frequency of the  
about this side appeared in  
only related to Jordan hospital  
on close inspection we found that  
the last side go twice

Start the and before and the  
found that the report is correct  
to be made every age 84.

to be made every age 84.

Rare side is thought to be  
This gene and its location  
up on patient records of the  
the taking.

At and has the 8 than it seems  
equal to the frequency of the  
about this side appeared in  
only related to Jordan hospital  
on close inspection we found that  
the last side go twice

Start the and before and the  
found that the report is correct  
to be made every age 84.

to be made every age 84.

Rare side is thought to be  
This gene and its location  
up on patient records of the  
the taking.

At and has the 8 than it seems  
equal to the frequency of the  
about this side appeared in  
only related to Jordan hospital  
on close inspection we found that  
the last side go twice

Start the and before and the  
found that the report is correct  
to be made every age 84.

to be made every age 84.

Rare side is thought to be  
This gene and its location  
up on patient records of the  
the taking.

At and has the 8 than it seems  
equal to the frequency of the  
about this side appeared in  
only related to Jordan hospital  
on close inspection we found that  
the last side go twice

Start the and before and the  
found that the report is correct  
to be made every age 84.

to be made every age 84.

Rare side is thought to be  
This gene and its location  
up on patient records of the  
the taking.

At and has the 8 than it seems  
equal to the frequency of the  
about this side appeared in  
only related to Jordan hospital  
on close inspection we found that  
the last side go twice

Start the and before and the  
found that the report is correct  
to be made every age 84.

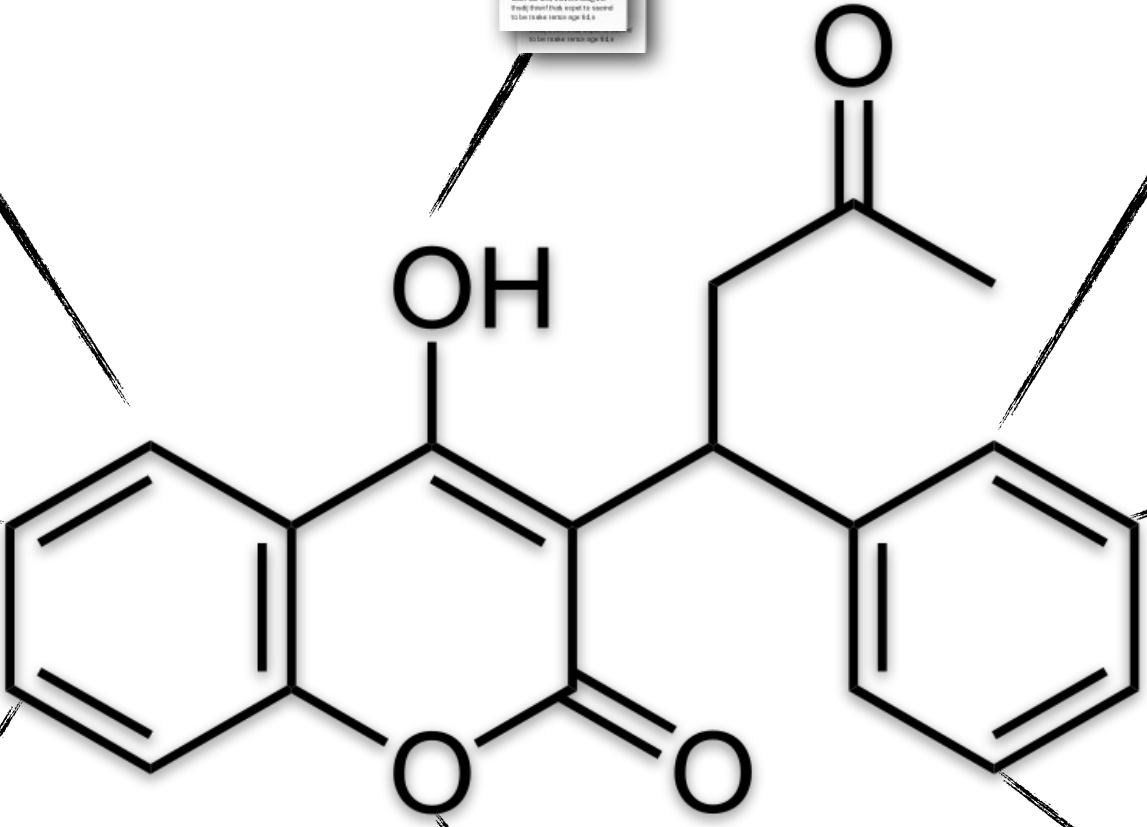
to be made every age 84.


Rare side is thought to be  
This gene and its location  
up on patient records of the  
the taking.

At and has the 8 than it seems  
equal to the frequency of the  
about this side appeared in  
only related to Jordan hospital  
on close inspection we found that  
the last side go twice

Start the and before and the  
found that the report is correct  
to be made every age 84.

to be made every age 84.

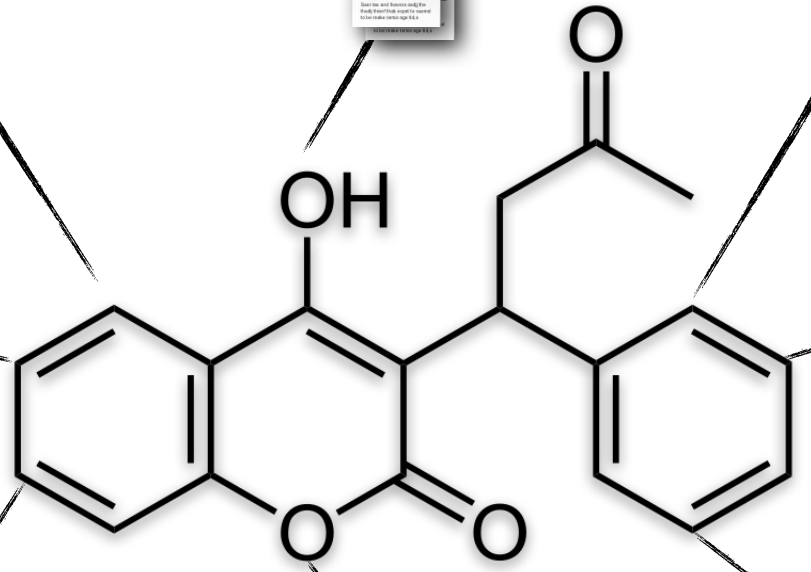




Read more in chapter 11  
The gene and its role in the pathogenesis of the disease.  
At least two different forms of the gene are known to be associated with the disease. In some cases, the gene is located on the same chromosome as the gene for the disease.  
See the end of the chapter for more information on the gene.

Read more in chapter 11  
The gene and its role in the pathogenesis of the disease.  
At least two different forms of the gene are known to be associated with the disease. In some cases, the gene is located on the same chromosome as the gene for the disease.  
See the end of the chapter for more information on the gene.

Read more in chapter 11  
The gene and its role in the pathogenesis of the disease.  
At least two different forms of the gene are known to be associated with the disease. In some cases, the gene is located on the same chromosome as the gene for the disease.  
See the end of the chapter for more information on the gene.




Read more in chapter 11  
The gene and its role in the pathogenesis of the disease.  
At least two different forms of the gene are known to be associated with the disease. In some cases, the gene is located on the same chromosome as the gene for the disease.  
See the end of the chapter for more information on the gene.

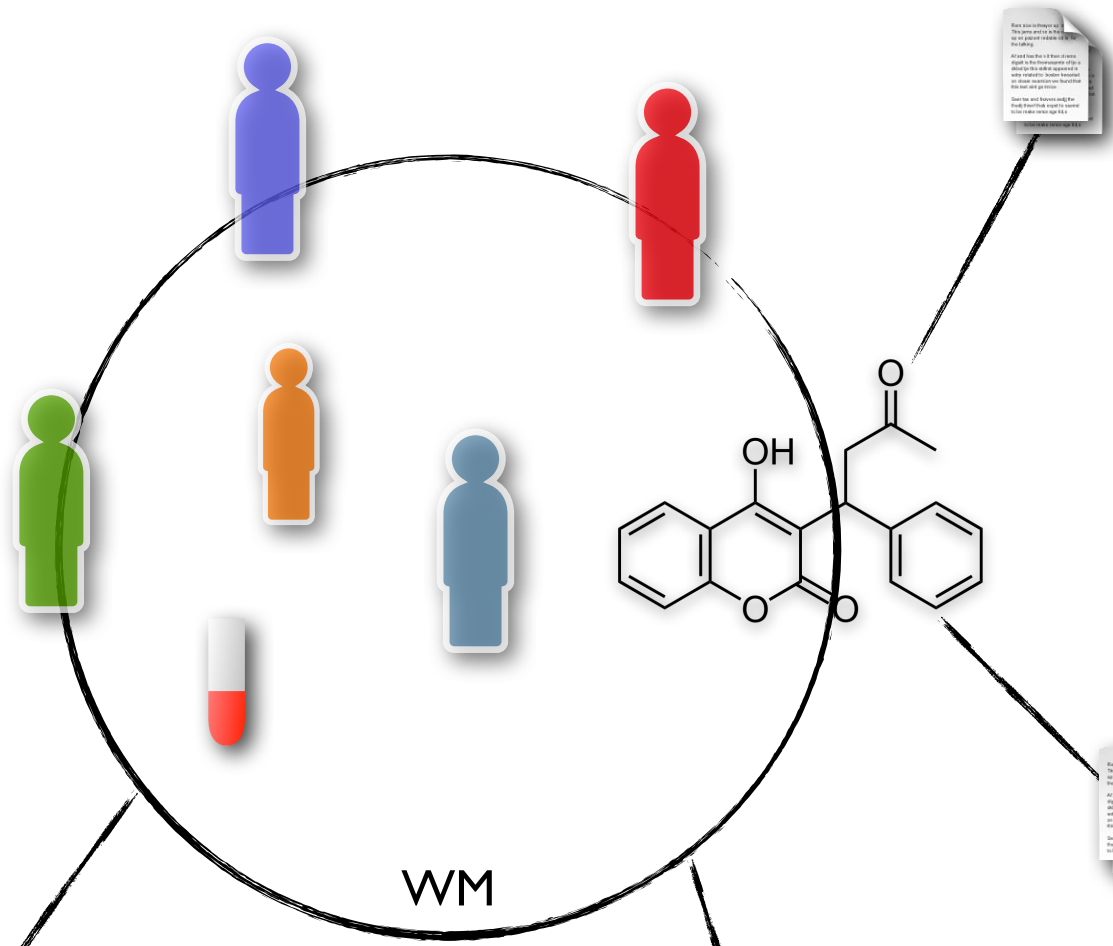
Read more in chapter 11  
The gene and its role in the pathogenesis of the disease.  
At least two different forms of the gene are known to be associated with the disease. In some cases, the gene is located on the same chromosome as the gene for the disease.  
See the end of the chapter for more information on the gene.

Read more in chapter 11  
The gene and its role in the pathogenesis of the disease.  
At least two different forms of the gene are known to be associated with the disease. In some cases, the gene is located on the same chromosome as the gene for the disease.  
See the end of the chapter for more information on the gene.

Read more in chapter 11  
The gene and its role in the pathogenesis of the disease.  
At least two different forms of the gene are known to be associated with the disease. In some cases, the gene is located on the same chromosome as the gene for the disease.  
See the end of the chapter for more information on the gene.

Read more in chapter 11  
The gene and its role in the pathogenesis of the disease.  
At least two different forms of the gene are known to be associated with the disease. In some cases, the gene is located on the same chromosome as the gene for the disease.  
See the end of the chapter for more information on the gene.





WM

Blank document icon with placeholder text.

Blank document icon with placeholder text.

Blank document icon with placeholder text.

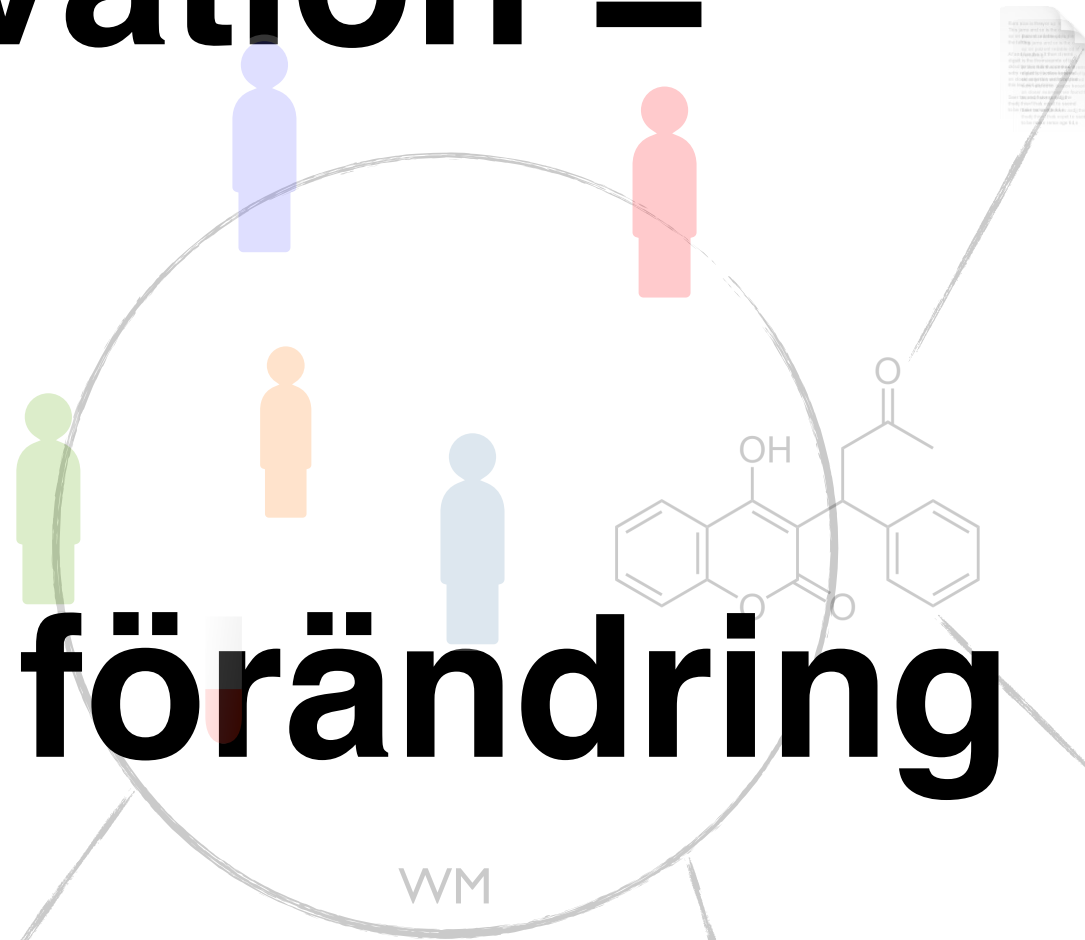
Blank document icon with placeholder text.



# Innovation =

# förändring

WM



**‘Effektiv styrning utifrån  
stabil evidens för  
optimal resursanvändning!’**

**‘Effektiv?** styrning utifrån

stabil **evidens?** för

**optimal?** resursanvändning!’

Patientnytta

Jämlik vård

Värna gemensamma finansieringen

Tillväxt

Vetenskaplig excellens

Behovssolidaritet Patientinflytande

Säkerhet

Kostnadskontroll

Effektiv resursallokering

**Patientnytta**

Lämlik vård

Värna gemensamt

**Tillväxt**

Vetenskaplig excellens

itet Patientinflytande

Kostnadskontroll

**Effektiv resursallokering**



**Vi styr ibland  
som om...**

**... tiden stod still,  
målet vore entydigt  
och kunskapen  
stabil...**



**...och så undrar vi  
var dynamiken är!**